

भारतीय प्रतभूत और तितिमय बोर्ड

Securities and Exchange Board of India

Format of holding of specified securities

Annexure-I

Name of Listed Entity: SIMPLEX INFRASTRUCTURES LIMITED

Scrp Code/Name of Scrip/Class of Security : 29053/ EQUITY SHARE

Share Holding Pattern Filed under: Reg. 31(1)(a)/Reg. 31(1)(b)/Reg.31(1)(c)

a. If under 31 (1)(b) then indicate the report for **Quarter ending 31st March, 2018**


b. If under 31 (1)(c) then indicate date of allotment /extinguishment

Declaration: The Listed entity is required to submit the following declaration to the extent of submission of information:-

	Particulars	Yes *	No *
1	Whether the Listed Entity has issued any partly paid up shares?		No
2	Whether the Listed Entity has issued any Convertible Securities or Warrants?		No
3	Whether the Listed Entity has any shares against which depository receipts are issued?		No
4	Whether the Listed Entity has any shares in locked-in?		No
5	Whether any shares held by promoters are pledge or otherwise encumbered?		No

* If the Listed Entity selects the option 'No' for the questions above, the columns for the partly paid up shares, Outstanding Convertible Securities/Warrants, depository receipts, locked-in shares, No of shares pledged or otherwise encumbered by promoters, as applicable, shall not be displayed at the time of dissemination on the Stock Exchange website. Also wherever there is 'No' declared by Listed Entity in above table the values will be considered as 'Zero' by default on submission of the format of holding of specified securities.


The tabular format for disclosure of holding of specified securities is as follows:-



Securities and Exchange Board of India

Table I - Summary Statement holding of specified securities

Category (I)	Category of shareholder (II)	Nos. of shareholders (III)	No. of fully paid up equity shares held (IV)	No. of partly paid-up equity shares held (v)	No. of shares underlying Depository Receipts (VI)	Total nos. shares held held (VII)= (IV)+(V)+(VI)	Shareholding as a % of total no. of shares (calculated as per SCRR, 1957) (VIII) As a % of (A+B+C2)	Number of Voting Rights held in each class of securities (IX)			No. of shares underlying Outstanding convertible securities (including warrants) (X)	Shareholding, as a % assuming full conversion of convertible securities (as a percentage of diluted share capital) (XI)= (VII)+(X) As a % of (A+B+C2)	Number of Locked in shares (XII)		Number of shares pledged or otherwise encumbered (XIII)		Number of equity shares held in dematerialised form (XIV)	
								No. of voting Rights					Total as a % of (A+B+C)	No. (a)	As a % of total shares held (b)	No. (a)		As a % of total shares held (b)
								Class - eg: Equity	Class eg: Y	Total								
(A)	Promoter & Promoter Group	19	27869790	0	0	27869790	56.33	27869790	0	27869790	56.33	0	56.33	0	0	0	0	27869790
(B)	Public	12558	21602540	0	0	21602540	43.67	21602540	0	21602540	43.67	0	43.67	0	0.00	0	0.00	20511474
(C)	Non Promoter-Non Public	0	0	0	0	0	0	0	0	0	0	0	0	0	0	0	0	0
(C1)	Shares underlying	0	0	0	0	0	0	0	0	0	0	0	0	0	0	0	0	0
(C2)	Shares held by employee Trusts	0	0	0	0	0	0	0	0	0	0	0	0	0	0	0	0	0
	Total	12577	49472330	0	0	49472330	100	49472330	0	49472330	100	0	100	0	0.00	0	0.00	48381264




भारतीय प्रतभूत और तितिमय बोर्ड

Table 2

Securities and Exchange Board of India

Table II - Statement showing shareholding pattern of the Promoter and Promoter Group

(I)	Category & Name of the shareholders (I)	PAN (II)	No. of shareholder (III)	No. of fully paid equity shares held (IV)	Partly paid up equity shares held (V)	Nos. of shares underlying Depository Receipts (VI)	Total Nos. shares held (VII= IV+V+VI)	Shareholding % calculated as per SCRR, 1957 As a % of (A+B+C2) (VIII)	Number of voting Rights held in each class of securities (IX)			No. of shares Underlying Outstanding convertible securities (including warrants) (X)	Shareholding as a % assuming full conversion of convertible securities (as a percentage of diluted share capital) (XI)=(VII)+(X) as a % of A+B+C2	Number of Locked in shares (XII)		Number of shares pledged or otherwise encumbered (XIII)		Number of equity shares held in dematerialised form (XIV)	
									No. of voting rights					Total as a % of Total Voting Rights	No. (e)	As a % of total shares held (b)	No. (e)		As a % of total shares held (b)
									Class - Equity	Class Y	Total								
(1)	Indian																		
(a)	Individuals/Hindu undivided family		7	9384875	0	0	9384875	18.97	9384875	0	9384875	18.97	0	18.97	0	0	0	0	9384875
1	Mr. Bithal Das Mundhra	AIKPM2174K	1	3029245	0	0	3029245	6.12	3029245	0	3029245	6.12	0	6.12	0	0	0	0	3029245
2	Smt Yamuna Mundhra *	AIJPM4066B	1	2293385	0	0	2293385	4.64	2293385	0	2293385	4.64	0	4.64	0	0	0	0	2293385
3	Mr. Amittih Das Mundhra **	AIPPM5957K	1	2011570	0	0	2011570	4.07	2011570	0	2011570	4.07	0	4.07	0	0	0	0	2011570
4	Mr. Rajiv Mundhra ***	AIPM7012J	1	1868790	0	0	1868790	3.78	1868790	0	1868790	3.78	0	3.78	0	0	0	0	1868790
5	Smt.Savita Devi Mundhra	ADUPM9608B	1	100000	0	0	100000	0.20	100000	0	100000	0.20	0	0.20	0	0	0	0	100000
6	Mrs.Anuja Mundhra	AACPP1920A	1	80000	0	0	80000	0.16	80000	0	80000	0.16	0	0.16	0	0	0	0	80000
7	Smt Savita Bagri	AEJPB3163J	1	1885	0	0	1885	0.00	1885	0	1885	0.00	0	0.00	0	0	0	0	1885
(b)	Central Government/ State Government(s)		0	0	0	0	0	0	0	0	0	0	0	0	0	0	0	0	0
	Name (xyz...)																		0
(c)	Financial Institutions/ Banks		0	0	0	0	0	0	0	0	0	0	0	0	0	0	0	0	0
	Name (xyz...)																		0
(d)	Any other- Bodies corporates		12	18484915	0	0	18484915	37.36	18484915	0	18484915	37.36	0	37.36	0	0	0	0	18484915
1	Anupriya Consultants Pvt. Limited	AACCA1781B	1	7259397	0	0	7259397	14.67	7259397	0	7259397	14.67	0	14.67	0	0	0	0	7259397
2	RBS Credit and Financial Dev. Pvt. Ltd.	AABCR3300A	1	4765764	0	0	4765764	9.63	4765764	0	4765764	9.63	0	9.63	0	0	0	0	4765764
3	Baba Basuki Distributors (P) Ltd	AABCB0672R	1	2476030	0	0	2476030	5.00	2476030	0	2476030	5.00	0	5.00	0	0	0	0	2476030
4	Anjali Trade Links Pvt. Ltd.	AACCA7500Q	1	750000	0	0	750000	1.52	750000	0	750000	1.52	0	1.52	0	0	0	0	750000
5	Girraj Apartments Pvt. Ltd.	AABCG7390P	1	90750	0	0	90750	0.18	90750	0	90750	0.18	0	0.18	0	0	0	0	90750
6	Sandeepan Exports (P) Ltd.	AADCS7071F	1	1000000	0	0	1000000	2.02	1000000	0	1000000	2.02	0	2.02	0	0	0	0	1000000
7	Universal Harsh Engg. Consultancy/Scrvt. Pvt. Ltd	AAACU3881E	1	117965	0	0	117965	0.24	117965	0	117965	0.24	0	0.24	0	0	0	0	117965
8	East End Trading & Engg. Co. Pvt. Ltd	AAACE5712A	1	1252930	0	0	1252930	2.53	1252930	0	1252930	2.53	0	2.53	0	0	0	0	1252930
9	Ajay Merchants Pvt. Ltd	AACCA2099L	1	41500	0	0	41500	0.08	41500	0	41500	0.08	0	0.08	0	0	0	0	41500
10	Regard Fin-Cap Pvt Ltd	AAACR5328K	1	105500	0	0	105500	0.21	105500	0	105500	0.21	0	0.21	0	0	0	0	105500
11	JMS Mining Services Private Limited (Formerly- Joy Mining Services India Private Limited)	AACCI1575C	1	462579	0	0	462579	0.94	462579	0	462579	0.94	0	0.94	0	0	0	0	462579
12	Simplex Infraproperties Private Limited	AAMCS4057L	1	162500	0	0	162500	0.33	162500	0	162500	0.33	0	0.33	0	0	0	0	162500
	Sub- total (A)(1)		19	27869790	0	0	27869790	56.33	27869790	0	27869790	56.33	0	56.33	0	0	0	0	27869790



भारतीय प्रतलभूत और तितिमय बोर्ड

Table 2

Securities and Exchange Board of India

Table II - Statement showing shareholding pattern of the Promoter and Promoter Group

Category & Name of the shareholders (I)	PAN (II)	No. of shareholder (III)	No. of fully paid equity shares held (IV)	Partly paid up equity shares held (V)	Nos. of shares underlying Depository Receipts (VI)	Total Nos. shares held (VII)= IV+V+VI	Shareholding % calculated as per SCRR, 1957 As a % of (A+B+C2) (VIII)	Number of voting Rights held in each class of securities (IX)			No. of shares Underlying Outstanding convertible securities (including warrants) (X)	Shareholding as a % assuming full conversion of convertible securities (as a percentage of diluted share capital) (XI)=[VII]+(X) as a % of A+B+C2	Number of Locked in shares (XII)		Number of shares pledged or otherwise encumbered (XIII)		Number of equity shares held in dematerialised form (XIV)	
								No. of voting rights					Total as a % of Total Voting Rights	No. (e)	As a % of total shares held (b)	No. (a)		As a % of total shares held (b)
								Class - Equity	Class Y	Total								
2) Foreign	0	0	0	0	0	0	0	0	0	0	0	0	0	0	0	0	0	
(a) Individuals (Non-Resident Individuals/ Foreign Individuals)	0	0	0	0	0	0	0	0	0	0	0	0	0	0	0	0	0	
Name (xyz...)																		
(b) Government	0	0	0	0	0	0	0	0	0	0	0	0	0	0	0	0	0	
Name (xyz...)																		
(c) Institutions	0	0	0	0	0	0	0	0	0	0	0	0	0	0	0	0	0	
Name (xyz...)																		
(d) Foreign Portfolio Investor	0	0	0	0	0	0	0	0	0	0	0	0	0	0	0	0	0	
Name (xyz...)																		
(e) Any other (specify)	0	0	0	0	0	0	0	0	0	0	0	0	0	0	0	0	0	
Name (xyz...)																		
Sub-total (A)(2)	0	0	0	0	0	0	0	0	0	0	0	0	0	0	0	0	0	
Total Shareholding of Promoter and Promoter Group (A)=[A)(1)+A)(2)	0		19	27869790	0	0	27869780	56.33	27869790	0	27869780	56.33	0	56.33	0	0	0	27869780
* - Shares/Voting rights includes 250000 nos of Shares held in the Capacity of trustees of a trust.																		
** - Share /Voting right includes 50000 no. of shares held in the capacity of his Minor Son.																		
*** a. Shares/Voting rights includes 233920 nos of Shares held in the Capacity of trustees of a trust.																		
b. Share /Voting right includes 65000 no. of shares held in the capacity of his Minor Son.																		
Details of Shares which remain unclaimed may be given here along with details such as number of shareholders, outstanding shares held in demat/unclaimed suspense account, voting rights which are frozen etc.																		
Note:																		
(1) PAN would not be displayed on website of Stock Exchange(s)																		
(2) The term "Encumbrance" has the same meaning as assigned under regulation 28(3) of SEBI (Substantial Acquisition of Shares and Takeovers Regulation, 2011)																		




Table 3

भारतीय प्रतभूत और तितिमय बोर्ड
Securities and Exchange Board of India

Table III - Statement showing shareholding pattern of the Public shareholder

Category & Name of the shareholders (I)	PAN (II)	No. of shareholder (III)	No. of fully paid equity shares held (IV)	Partly paid up equity shares held (V)	Nos. of shares underlying Depository Receipts (VI)	Total Nos. shares held (VII= IV+V+VI)	Shareholding % calculated as per SCRR, 1957 As a % of (A+B+C2) (VIII)	Number of voting Rights held in each class of securities (IX)			No. of shares Underlying Outstanding convertible securities (including warrants) (X)	Total shareholding as a % assuming full conversion of convertible securities (as a percentage of diluted share capital) (XI)	Number of Locked In shares (XII)		Number of shares pledged or otherwise encumbered (XIII)		Number of equity shares held in dematerialised form (XIV)	
								No. of voting rights Class eg:X	Class eg:Y	Total			Total as a % of Total Voting Rights	No. (a)	As a % of total shares held (b)	No. (Not Applicable) (a)		As a % of total shares held (not Applicable) (b)
(I) Institutions																		
(a) Mutual Funds		4	8869561	0	0	8869561	17.93	8869561	0	8869561	17.93	0	17.93	0	0	0	0	8869561
HDFC TRUSTEE COMPANY LIMITED-HDFC Equity Fund,HDFC Infrastructures Fund	AAATH1809A	1	4434780	0	0	4434780	8.96	4434780	0	4434780	8.96	0	8.96	0	0	0	0	4434780
RELIANCE CAPITAL TRUSTEE CO. LTD. - A/C RELIANCE TAX SAVER (ELSS) FUND,A/C.RELIANCE EQUITY OPPORTUNITIES FUND.	AAATR0090B	1	4302295	0	0	4302295	8.70	4302295	0	4302295	8.70	0	8.70	0	0	0	0	4302295
(b) Venture Capital Funds Name (xyz...)		0	0	0	0	0	0	0	0	0	0	0	0	0	0	0	0	0
(c) Alternate Investment Funds Name (xyz...)		0	0	0	0	0	0	0	0	0	0	0	0	0	0	0	0	0




Table 3

भारतीय प्रतभूत और तितिमय बोर्ड
Securities and Exchange Board of India

Table III - Statement showing shareholding pattern of the Public shareholder

Category & Name of the shareholders (I)	PAN (II)	No. of shareholder (III)	No. of fully paid equity shares held (IV)	Partly paid up equity shares held (V)	Nos. of shares underlying Depository Receipts (VI)	Total Nos. shares held (VII= IV+V+VI)	Shareholding % calculated as per SCRR, 1957 As a % of (A+B+C2) (VIII)	Number of voting Rights held in each class of securities (IX)			No. of shares Underlying Outstanding convertible securities (including warrants) (XI)	Total shareholding as a % assuming full conversion of convertible securities (as a percentage of diluted share capital) (XII)	Number of Locked in shares (XIII)		Number of shares pledged or otherwise encumbered (XIII)		Number of equity shares held in dematerialised form (XIV)	
								No. of voting rights Class eg:X	Class eg:Y	Total			Total as a % of Total Voting Rights	No. (a)	As a % of total shares held (b)	No. (Not Applicable) (a)		As a % of total shares held (not Applicable) (b)
(d) Foreign Venture Capital Investors Name (xyz...)		0	0	0	0	0	0	0	0	0	0	0	0	0	0	0	0	0
(e) Foreign Portfolio Investors Name (xyz...)		39	995097	0	0	995097	2.01	995097	0	995097	2.01	0	2.01	0	0	0	0	995097
(f) Financial Institutions/ Banks Name (xyz...)		2	323393	0	0	323393	0.65	323393	0	323393	0.65	0	0.65	0	0	0	0	323393
(g) Insurance Companies Name (xyz...)		1	22102	0	0	22102	0.04	22102	0	22102	0.04	0	0.04	0	0	0	0	22102
(h) Provident Funds/ Pension Funds Name (xyz...)		0	0	0	0	0	0	0	0	0	0	0	0	0	0	0	0	0
(i) Any other(specify) Sub-Total (B) (1)		0	0	0	0	0	0	0	0	0	0	0	0	0	0	0	0	0
2) Central Government/ State Government(s)/Preside nt of India Name (xyz...)		0	0	0	0	0	0.00	0	0	0	0.00	0	0.00	0	0	0	0	0
Sub-Total (B) (2)		0	0	0	0	0	0.00	0	0	0	0.00	0	0.00	0	0	0	0	0




Table 3

भारतीय प्रतभूत और तितिमय बोर्ड
Securities and Exchange Board of India

Table III - Statement showing shareholding pattern of the Public shareholder

Category & Name of the shareholders (I)	PAN (II)	No. of shareholder (III)	No. of fully paid equity shares held (IV)	Partly paid up equity shares held (V)	Nos. of shares underlying Depository Receipts (VI)	Total Nos. shares held (VII= IV+V+VI)	Shareholding % calculated as per SCRR, 1957 As a % of (A+B+C2) (VIII)	Number of voting Rights held in each class of securities (IX)			No. of shares Underlying Outstanding convertible securities (including warrants) (XI)	Total shareholding as a % assuming full conversion of convertible securities (as a percentage of diluted share capital) (XII)	Number of Locked in shares (XIII)		Number of shares pledged or otherwise encumbered (XIII)		Number of equity shares held in dematerialised form (XIV)	
								No. of voting rights					Total as a % of Total Voting Rights	No. (a)	As a % of total shares held (b)	No. (Not Applicable) (a)		As a % of total shares held (not Applicable) (b)
								Class eg:X	Class eg:Y	Total								
3) Non-institutions																		
(a) Individuals-																		
i. Individual shareholders holding nominal share capital up to Rs. 2 lakhs		11424	5726593	0	0	5726593	11.58	5726593	0	5726593	11.58	0	11.58	0	0.00	0	0.00	5464562
ii. Individual shareholders holding nominal share capital in excess of Rs. 2 lakhs		2	478777	0	0	478777	0.97	478777	0	478777	0.97	0	0.97	0	0.00	0	0.00	478777
Name (xyz...)																		
(b) NBFCs registered with RBI		0	0	0	0	0	0	0	0	0	0	0	0	0	0	0	0	0
Name (xyz...)																		
(c) Employee Trusts		0	0	0	0	0	0	0	0	0	0	0	0	0	0	0	0	0
Name (xyz...)																		
(d) Overseas Depositories (holding Drs) (balancing figure)		0	0	0	0	0	0	0	0	0	0	0	0	0	0	0	0	0
Name (xyz...)																		




Table 3

भारतीय प्रतभूत और तितिमय बोर्ड
Securities and Exchange Board of India

Table III - Statement showing shareholding pattern of the Public shareholder

Category & Name of the shareholders (I)	PAN (II)	No. of shareholder (III)	No. of fully paid equity shares held (IV)	Partly paid up equity shares held (V)	Nos. of shares underlying Depository Receipts (VI)	Total Nos. shares held (VII= IV+V+VI)	Shareholding % calculated as per SCRR, 1957 As a % of (A+B+C2) (VIII)	Number of voting Rights held in each class of securities (IX)			No. of shares Underlying Outstanding convertible securities (Including warrants) (XI)	Total shareholding as a % assuming full conversion of convertible securities (as a percentage of diluted share capital) (XII)	Number of Locked in shares (XIII)		Number of shares pledged or otherwise encumbered (XIII)		Number of equity shares held in dematerialised form (XIV)		
								No. of voting rights Class eg:X	Class eg:Y	Total			Total as a % of Total Voting Rights	No. (a)	As a % of total shares held (b)	No. (Not Applicable) (a)		As a % of total shares held (not Applicable) (b)	
(e) Any other : (Specify)		1086	5187017	0	0	5187017	10.48	5187017	0	5187017	10.48	0	10.48	0	0	0	0	4357982	
BODIES CORPORATES:		372	4235383	0	0	4235383	8.56	4235383	0	4235383	8.56	0	8.56	0	0.00	0	0	0	3670098
SOUTH ASIA FINVEST PVT LTD	AACCS7639E	1	557500	0	0	557500	1.13	557500	0	557500	1.13	0	1.13	0	0	0	0	0	0
A.O.P.		201	180919	0	0	180919	0.37	180919	0	180919	0.37	0	0.37	0	0	0	0	0	0
NRI		511	706113	0	0	706113	1.43	706113	0	706113	1.43	0	1.43	0	0	0	0	0	180169
TRUSTEE		1	755	0	0	755	0.00	755	0	755	0.00	0	0.00	0	0	0	0	0	443113
INVESTOR EDUCATION AND PROTECTION FUND		1	63847	0	0	63847	0.13	63847	0	63847	0.13	0	0.13	0	0	0	0	0	755
Sub-Total (B) (3)		12512	11392387	0	0	11392387	23.03	11392387	0.00	11392387	23.03	0.00	23.03	0	0.00	0	0.00	0	63847
Total Public Shareholding(B)= (B)(1)+(B)(2)+(B)(3)		12558	21602540	0	0	21602540	43.67	21602540	0	21602540	43.67	0	43.67	0	0.00	0	0.00	0	10301321
																			20511474

Details of shareholders acting as persons in Concert including their shareholding (No. and %)

Details of Shares which remain unclaimed may be given here along with details such as number of shareholders, outstanding shares held in demat/unclaimed suspense account, voting rights which are frozen etc.


Not																			
e:																			

(1) PAN would not be displayed on website of Stock Exchange(s)

(2) The above format needs to be disclosed along with the name of following persons:

Institutions/ Non Institutions holding more than 1% of total number of shares.


(3) W.r.t. The information pertaining to Depository Receipts, the same may be disclosed in the respective columns to the extent information available and the balance to be disclosed in the respective columns to the extent information available and the balance to be disclosed as held by custodian.



PUBLIC

Details of Shares which remain unclaimed may be given here along with details such as number of shareholders, outstanding shares held in demat/unclaimed suspense account, voting rights which are frozen etc.


Serial No.	Number of shareholders	Outstanding shares held in demat or unclaimed suspense account	Voting rights which are frozen	Disclosure of notes on shares which remain unclaimed for Public
	NIL	NIL	NIL	NIL



PROMOTER & PROMOTER GROUP

Details of Shares which remain unclaimed may be given here along with details such as number of shareholders, outstanding shares held in demat/unclaimed suspense account, voting rights which are frozen etc.

Serial No.	Number of shareholders	Outstanding shares held in demat or unclaimed suspense account	Voting rights which are frozen	Disclosure of notes on shares which remain unclaimed for promoter and promoter group
	NIL	NIL	NIL	NIL



SIMPLEX INFRASTRUCTURES LIMITED

Details of the Share holding Pattern As on 31/03/2018

	<u>Name of shareholder</u>	<u>Name of PAC</u>	<u>No. of shareholders</u>	<u>Holding %</u>
1	RAJIV MUNDHRA	RAJIV MUNDHRA	1868790	3.78
2	BITHAL DAS MUNDHRA		3029245	6.12
3	YAMUNA MUNDHRA		2293385	4.64
4	AMITABH DAS MUNDHRA		2011570	4.07
5	SAVITA DEVI MUNDHRA		100000	0.20
6	SAVITA BAGRI		1885	0.00
7	ANUJA MUNDHRA		80000	0.16
8	ANUPRIYA CONSULTANTS PVT LTD		7259397	14.67
9	RBS CREDIT AND FINANCIAL DEVELOPMENTS PRIVATE LIMITED		4765764	9.63
10	ANJALI TRADELINK PRIVATE LIMITED		750000	1.52
11	BABA BASUKI DISTRIBUTORS PRIVATE LIMITED		2476030	5.00
12	GIRIRAJ APARTMENTS PRIVATE LIMITED		90750	0.18
13	SANDEEPAN EXPORTS PRIVATE LIMITED		1000000	2.02
14	AJAY MERCHANTS PRIVATE LIMITED		41500	0.08
15	UNIVERSAL EARTH ENGINEERING CONSULTANCY SERVICES PVT LTD		117965	0.24
16	REGARD FIN-CAP PRIVATE LIMITED		105500	0.21
17	EAST END TRADING & ENGINEERING CO. PRIVATE LIMITED		1252930	2.53
18	JMS MINING SERVICES PRIVATE LIMITED		462579	0.94
19	SIMPLEX INFRAPROPERTIES PRIVATE LIMITED		162500	0.33
			27869790	56.33




Table 4

भारतीय प्रतभूत और तितिमय बोर्ड

Securities and Exchange Board of India

Table IV - Statement showing shareholding pattern of the Non Promoter – Non Public Shareholder

Category & Name of the shareholders (I)	PAN (II)	No. of shareholder (III)	No. of fully paid equity shares held (IV)	Partly paid up equity shares held (V)	Nos. of shares underlying Depository Receipts (VI)	Total Nos. shares held (VII= IV+V+VI)	Shareholding % calculated as per SCRR, 1957 As a % of (A+B+C2) (VIII)	Number of voting Rights held in each class of securities (IX)				No. of shares Underlying Outstanding convertible securities (including warrants) (X)	Total shareholding, as a % assuming full conversion of convertible securities (as a percentage of diluted share capital)	Number of Locked in shares (XII)		Number of shares pledged or otherwise encumbered		Number of equity shares held in dematerialised form (XIV) (Not Applicable)
								No. of voting rights			Total as a % of Total Voting Rights			No.	As a % of total shares held	No. (Not Applicable)	As a % of total shares held (not Applicable)	
								Class X	Class Y	Total								
1) Custodian/DR holder		0	0	0	0	0	0	0	0	0	0	0	0	0	0	0	0	0
(a) Name of DR Holder (if available)		0	0	0	0	0	0	0	0	0	0	0	0	0	0	0	0	0
(i) abc....																		
(ii) efg...																		
2) Employee Benefit Trust under SEBI (Share based Employee Benefit) Regulations, 2014	0	0	0	0	0	0	0	0	0	0	0	0	0	0	0	0	0	0
(a) Name (abc...)																		
Total Non-Promoter Public Shareholding (C)= (C)(1)+(C)(2)	0	0	0	0	0	0	0	0	0	0	0	0	0	0	0	0	0	0
Note:																		
(1) PAN would not be displayed on website of Stock Exchange(s)																		
(2) The above format needs to disclose name of all holders holding more than 1% of total number of shares																		
(3) W.r.t. The information pertaining to Depository Receipts, the same may be disclosed in the respective columns to the extent information available.																		

